

Stacks

Quilt is 73" x 81".

Supplies


Colors: 12 assorted Fat Quarters*

Backgrounds: 6 assorted ½ yards

Binding: ¾ yards

Backing: 5 yards

*Fat Quarters: 18" x 22"



moda
Bella
Solids™

12 pack

Which colors will you choose?

Stacks

Quilt is 73" x 81".



moda

MODAFABRICS.COM

BSPK1201 — SUGGESTED RETAIL \$6.00

Stacks

Quilt is 73" x 81".

Cutting

Colors:

From EACH of the 12 Fat Quarters cut:

Pile the same width strips together.

- 1-1½" x 22" strip
- 1-2½" x 22" strip
- 1-3½" x 22" strip
- 1-4" x 22" strip
- 1-4½" x 22" strip

Backgrounds:

From EACH of the six ½ yards cut:

Pile the same width strips together.

- 1-2½" x width of fabric strip
- 2-3" x width of fabric strips
- 1-3½" x width of fabric strip
- 1-4" x width of fabric strip

Binding:

8-2½" x width of fabric strips


moda

Construction (Use ¼" seams.)

1 Color Stacks:

You should have 5 piles (1½", 2½", 3½", 4", 4½") of 12 Colors :

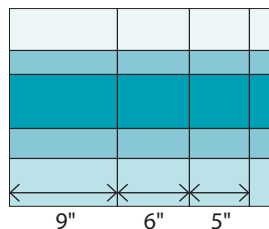
- (A) Choose 1 strip from each of the 5 piles. *Hint: If you are overthinking which Color to choose, place each pile of strips in their own bag then pull a strip from each bag without looking.* Sew the 5 strips together, in random order, to make a strip set. Press in one direction. Repeat to make a total of 12 strip sets.



Make 12 strip sets. (14" x 22")

Sew 5 strips together
(1½", 2½", 3½", 4", 4½")
in random order.


- (B) Cut each of the 12 strip sets into 3 widths: 9", 6" and 5". *Pile the same width sections together.* You now have 3 piles (9", 6" and 5") that have 12 sections in each pile.



Cut the 12 strip sets into
3 widths (9", 6" and 5").
Make 3 piles of 12 sections.

Color Stacks continued:


- (C) Sew 6 sections from the 9" pile together in random order. Make 2 Stacks.
Sew 6 sections from the 6" pile together in random order. Make 2 Stacks.
Sew 6 sections from the 5" pile together in random order. Make 2 Stacks.
You should now have 6 Color Stacks: 2-9" x 81½", 2-6" x 81½" and 2-5" x 81½".



2 Background Stacks:

You should have 5 piles (2½", 3", 3", 3½", 4") of 6 Backgrounds:

- (A) Choose 1 strip from each of the 5 piles. *Hint: If you are overthinking which Background to choose, place each pile of strips in their own bag then pull a strip from each bag without looking.* Sew the 5 strips together, in random order, to make a strip set. Press in one direction. Repeat to make a total of 6 strip sets.

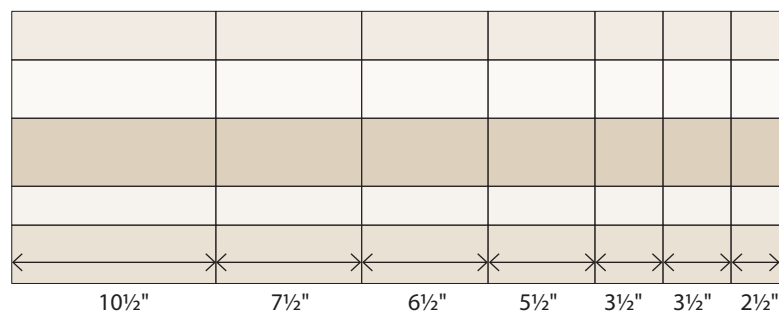


Sew 5 strips (2½", 3", 3", 3½", 4") together in random order.

Make 6 strip sets. (14" x width of fabric)

moda

- (B) Cut each of the 6 strip sets into 7 widths: 10½", 7½", 6½", 5½", 3½", 3½" and 2½". *Pile the same width sections together.* You should now have 7 piles (10½", 7½", 6½", 5½", 3½", 3½" and 2½") that have 6 sections in each pile.



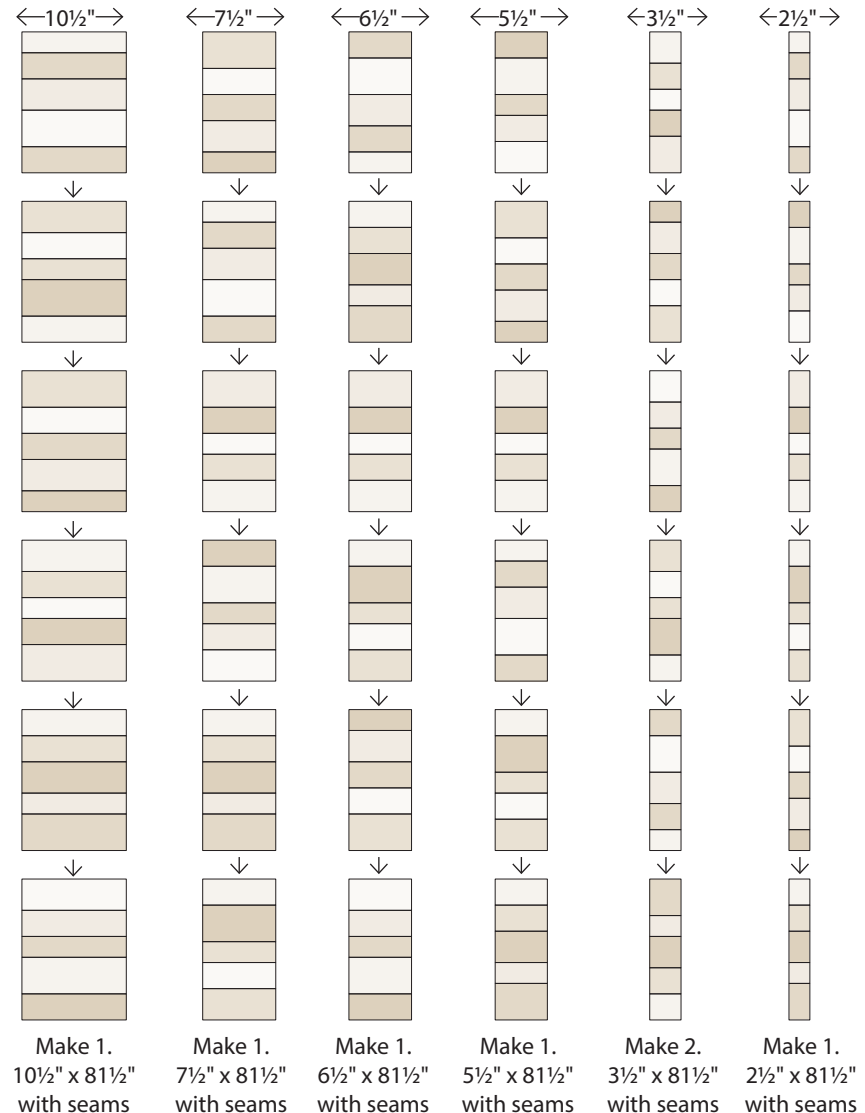
Cut the 6 strip sets into 7 widths (10½", 7½", 6½", 5½", 3½", 3½", and 2½").

Make 7 piles of 6 sections.


Background Stacks continued:

- (C) Sew the 6 sections from the 10½" pile together in random order. Make 1 Stack.
Sew the 6 sections from the 7½" pile together in random order. Make 1 Stack.
Sew the 6 sections from the 6½" pile together in random order. Make 1 Stack.
Sew the 6 sections from the 5½" pile together in random order. Make 1 Stack.
Sew the 6 sections from the 3½" piles together in random order. Make 2 Stacks.
Sew the 6 sections from the 2½" pile together in random order. Make 1 Stack.

You should now have 7 Background Stacks: 1-10½" x 81½", 1-7½" x 81½", 1-6½" x 81½", 1-5½" x 81½", 2-3½" x 81½", and 1-2½" x 81½".



3 Combine the 6 Color Stacks and 7 Background Stacks. No matching of seams here! Just sew the Stackd together.
Sew the 8-2½" Binding strips end to end. Layer, quilt and bind. ENJOY!



moda